

WINDSHIELD REPAIR KIT

PRO-WRK

PRO SPOT
A U S T R A L I A



The Ideal Tool For Quick, Quality Glass Repairs.

The Windshield Repair Kit (PRO-WRK) is a new, easy to use 4-in-1 automated glass chip repair system. The well designed, precision machined tool is made of aluminum alloy, making this tool lightweight but very durable. The tool sets up quickly over the chip and each repair step is just a quick turn of the tool - simple, fast and complete.


There's no need to change out tools as this all-in-one tool does everything. Each step of the repair is guided by the tool, from removing moisture, to resin application and UV curing.

Features:


- Automated 4-in-1 Repair
- Quick & Easy repairs in under 10 minutes
- Travel Ready for Repairs On-the-Go with rechargeable lithium battery via USB.
- Lightweight & Durable

Ideal Tool For:

- Autobody & Glass Repair Shops
- PDR Mobile Repair
- Mobile Glass Repair
- Automotive Repair Shops
- Quick Change Oil & Lube Businesses
- Upsell opportunities for Jobbers or Service Calls.



Chip repairs in 10 minutes or less!




1. Align The Tool



2. Heat The Chip



3. Resin Fill The Chip



4. Cure The Repair

Imported and Distributed by **Prospot Australia**

22 Montefiore Street, Fairfield VIC 3078

✉ sales@prospot.com.au 🌐 www.prospot.com.au

Toll Free : 1800 287 776

WINDSHIELD REPAIR KIT

PRO-WRK

PRO SPOT
A U S T R A L I A

Consumables



84-9002
Resin, 5ml



84-9003
Pit Filler, 5ml




84-9004
Polish, 10ml



84-9009
Applicator Needle - 3pk



84-9011
Razor Blade - 5pk



84-9006
UV Curing Film - 10pk

Mobile Ready



The perfect tool to take out in the field for mobile repairs!

- All-In-One Kit
- Quick Repairs
- Charge on the go



Travel Ready!

Tool Breakdown

Resin Fill Tube - This tube is where the resin is filled and pressure is made on the glass.

Suction Cup Lever - Use this lever to secure and release the suction cup from the windshield.

Heat Lever - This lever raises and lowers the heating tool that makes contact with the glass and repair area.

LED Display - This display shows temperatures and timer countdowns.

Indicator Light - Indicates if the LED Display is showing temperature (C) or time (Seconds).

USB Charging Port - Conveniently charge the tool's lithium battery.

UV Light Button - Cures the resin with the UV Light.

Power Button - Turn the tool On and Off.

Heat Button - Activate the heat function of the tool to remove moisture.

Support Leg - Adds stabilization when the tool is attached to the windshield.

Imported and Distributed by **Prospot Australia**

22 Montefiore Street, Fairfield VIC 3078

✉ sales@prospot.com.au 🌐 www.prospot.com.au

Toll Free : 1800 287 776