

Model : PS-DA5

Components List (Drawn Arc)

SHIPPING DATA:

Dimensions: 28"x18"x18"
Weight: 80lbs. (36Kg.)



Specifications:

220V 400V

PS-DA5 Serial #

Checked By:

Includes

PS-DA5 : Drawn Arc Welder



1 ea.

SA-0233 : Drawn Arc Torch



1 ea.

84-5002 : Ground Cable



2 ea.

SA-0448 : PS-DA5 Kit



1 ea.

SA-0462 : Gas Regulator Assembly.



1 ea.

SA-0448 CONTENTS

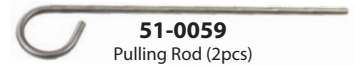


84-5006
Stud Torch Head



50-5501 : M4 Stud Chuck
50-5502 : M5 Stud Chuck
50-5503 : M6 Stud Chuck
50-5504 : M8 Stud Chuck

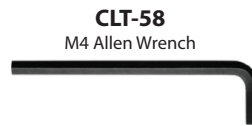
50-0011
M4 Aluminum Stud (50pcs)



51-0059
Pulling Rod (2pcs)



50-0580
Cleaning Brush (3pcs)



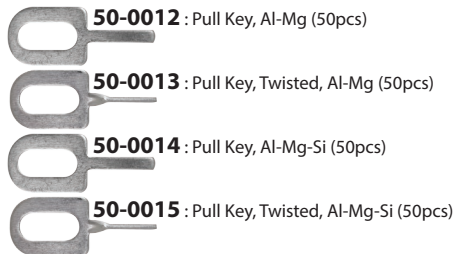
CLT-58
M4 Allen Wrench



90-1481
Combo Wrench 16mm/17mm



84-5005
Key Torch Head




50-0012 : Pull Key, Al-Mg (50pcs)
50-0013 : Pull Key, Twisted, Al-Mg (50pcs)
50-0014 : Pull Key, Al-Mg-Si (50pcs)
50-0015 : Pull Key, Twisted, Al-Mg-Si (50pcs)


84-5008
Stabilizer Mounting Plate



84-5009
Calibration Plate



84-5007
Gas Hood



84-5004
Straight Stabilizing Leg (3pcs)
84-5003
Curved Stabilizing Leg (1pcs)


OPTIONAL ACCESSORIES



PB-10
Pull Bar - Quadrupedal



PRO-65
Pull Gun



PB-20
Pivot Puller



PB-11
Pull Bar, Bipedal